

Joining Zoom: Computer

You will receive an email with the link to join the Virtual County Meeting on Zoom

Step 1: Click on the Join Zoom Meeting link. An example is circled below in red.

Arizona School Boards Association is inviting you to a scheduled Zoom meeting.

Topic: My Meeting

Time: Sep 3, 2020 11:00 AM Arizona

Join Zoom Meeting

<https://us02web.zoom.us/j/88919900857?pwd=cFY0bEwwRnNuUFBDVGltNmHT3M3dz09>

Meeting ID: 889 1990 0857

Passcode: 726957

Meeting ID: 889 1990 0857

Passcode: 726957

Joining Zoom: Computer

Step 2: Click Open Zoom Meetings

Open Zoom Meetings?

https://us02web.zoom.us wants to open this application.

Always allow us02web.zoom.us to open links of this type in the associated app

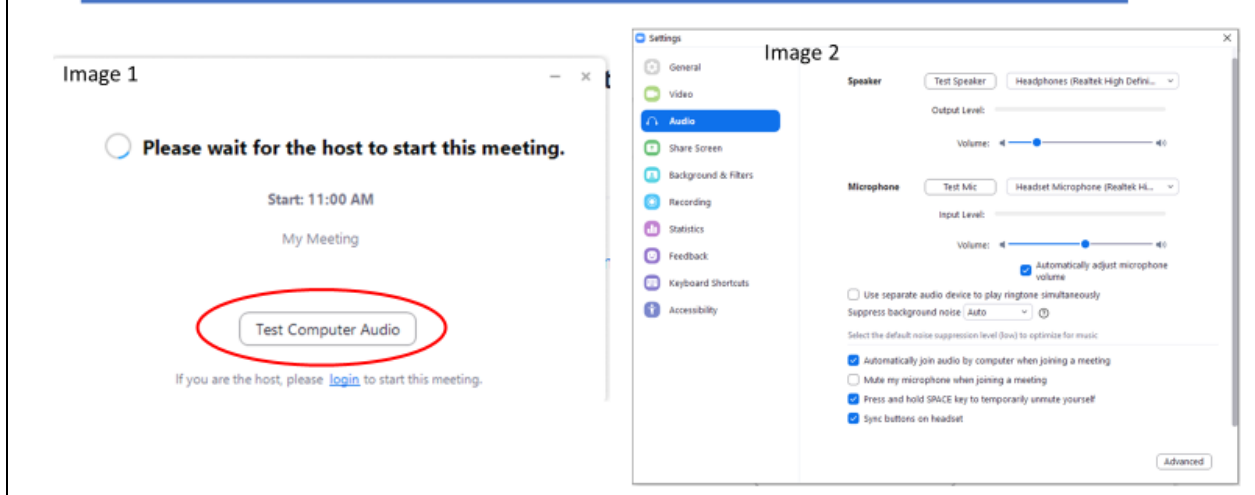
Open Zoom Meetings

Cancel

Joining Zoom: Computer

Step 3: Wait for the host to admit you or start the meeting for you

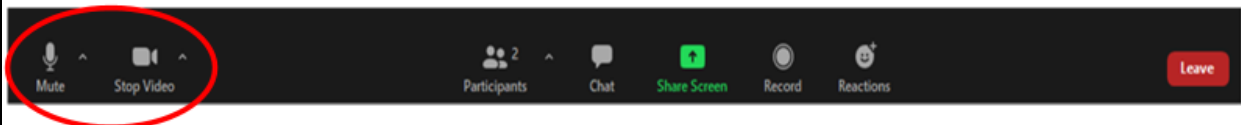
Step 4: If you want, you can click test computer audio and image 2 will appear



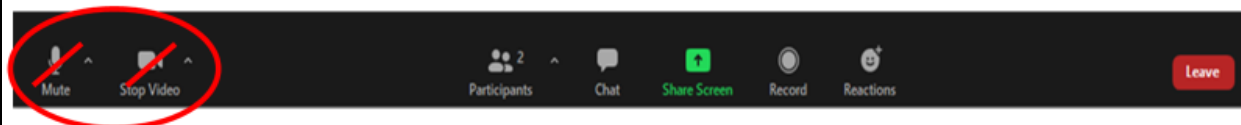
Joining Zoom: Computer

Step 5: You are admitted to the Virtual County Meeting

This is the control panel when your microphone and camera are on:



This is the control panel when your microphone and camera are off:



To mute yourself or turn off your video, simply click on the microphone or camera image in the control panel.